



## Cover Letter | Door Hardware Schedule

01/05/2024 12:46 PM

**Project Name:** BROOKTON RAILWAY STATION

**Project ID:** 92018 (01-05-2024)

**Revision Note:**

**Project Address:** . BROOKTON WA 6306 AUSTRALIA

**Keying System:** Lockwood C4 Keyed Alike

**Architect Company:** Stephen Carrick Architects

**Architect Project ID:**

**Consultant:** Paul Torretti

**This schedule is based on the following documentation.**

**Project Comments:** This door hardware schedule should be considered PRELIMINARY until; Door Numbering, Door and Frame Constructions, Door Swings and Hardware/Locking requirements are confirmed by Architect/Client/Builder.

Keying System, C4 Non Restricted  
Allowance has been made for Non Restricted Keyed Alike Cylinders And Locksets.

Door Seals, Scheduled  
Door seals have been specified as a guide to their location and function only. The Hardware Distributor should confirm seal compatibility (with specified meeting stile, aluminium doors, etc.) and the lengths required.

Hinge Confirmation, Stainless Steel  
All Lockwood stainless steel hinges specified in this schedule are manufactured from 304 Grade stainless steel.

Mortice Lock Install, Timber Lock Stile  
60mm backset mortice locks have been specified to timber glazed doors. The lock stile on these doors should be at least 110mm minimum.

Errors and omissions excepted (E&OE) - every effort has been made to ensure the accuracy of the information supplied within this specification. Prior to placement of an order with the hardware manufacturer, this hardware schedule must be checked, by the hardware supplier, against final floor plans to confirm door handing and any changes made after the issue date of this specification.

Windows,  
Window hardware to be supplied by window manufacturer.

Midrail  
Ensure midrail height is 150mm.

Existing Openings  
Builder is to make good door and frame to take new hardware specified.

# Door Hardware Schedule

**ASSA ABLOY**

Opening Solutions

Experience a safer  
and more open world

Project Name: BROOKTON RAILWAY STATION  
Schedule No: 92018

Spence Doors, an ASSA ABLOY group company, can provide a full compliant solution for rated and non-rated door and frame requirements excluding aluminium solutions.

ASSA ABLOY Hardware specified within this project is compatible with applicable Spence door applications (at time of production of this documentation).

For questions concerning details of the Spence doors and frames, their specifications, and their utilisation, please contact Spence Doors [projectenquiry.spencedoors@assaabloy.com](mailto:projectenquiry.spencedoors@assaabloy.com). Alternatively visit [www.spencedoors.com.au](http://www.spencedoors.com.au).

# Door Hardware Schedule

Project Name: BROOKTON RAILWAY STATION  
Schedule No: 92018

Item	Qty	Description	Brand	Finish	
<b>Mark:</b>	D-01	<b>To/From Room:</b>	ROOM 1	<b>Level:</b>	<b>Building:</b>
<b>Door Type:</b>	SPENCE DOORS SOLID CORE TIMBER DOOR		<b>Frame Type:</b>	TIMBER	
LW10075BBSSS	4	HINGES 100X75X2.5 BALL BEARING SSS PK=30	LOCKWOOD	SSS	
3772X-SS	1	3772 - KEY ENTRY ESCAPE LOCK	LOCKWOOD		
MIB/DPV2 SC	1	ASTRA INDICATOR BOLT	OTHER	SC	
570C4/X7SC5KA	1	LOCKWOOD C4 570 AUSTRALIAN OVAL CYLINDER WITH X7 CAM 5KA	LOCKWOOD	SC	
ES9100	1	LOCKWOOD ES9100 ELECTRIC STRIKE, 12-30VDC, PRELOAD, MONITORED, DOOR POSITION MONITORING ⚡	LOCKWOOD	BLK	
2801/166SC	1	2801 ROUND END PLATE WITH CYLINDER HOLE & 166 LEVER	LOCKWOOD	SC	
2905/166SC	1	2905 ROUND END PLATE WITH 166 LEVER	LOCKWOOD	SC	
2615DASIL	1	2615 SERIES CAM ACTION DOOR CLOSER SIZE 1-5 DELAYED	LOCKWOOD	SIL	
A290SC	1	A290 HALF MOON DOOR STOP TP	LOCKWOOD	SC	
LAS3007/1000/S	1	DOOR BOTTOM SWEEP SEAL 40W FACE MNT 1000 SIL	LORIENT	SIL	
LAS4011/1000/S	1	LOW PROFILE THRESHOLD PLATE 100W 1000 SIL	LORIENT	SIL	
<b>Door Notes:</b>	Activation unit to be supplied by nominated security contractor.				
<b>Mark:</b>	D-02	<b>To/From Room:</b>	ROOM 3	<b>Level:</b>	<b>Building:</b>
<b>Door Type:</b>	EXISTING		<b>Frame Type:</b>	EXISTING	
LW10075BBSSS	4	HINGES 100X75X2.5 BALL BEARING SSS PK=30	LOCKWOOD	SSS	
3772V-SS	1	3772 - ANTI-VANDAL ESCAPE LOCK	LOCKWOOD		
570C4/VSC5KA	1	LOCKWOOD C4 570 AUSTRALIAN OVAL CYLINDER WITH V CAM 5KA	LOCKWOOD	SC	
2801/166SC	1	2801 ROUND END PLATE WITH CYLINDER HOLE & 166 LEVER	LOCKWOOD	SC	
2905/166SC	1	2905 ROUND END PLATE WITH 166 LEVER	LOCKWOOD	SC	
A290SC	1	A290 HALF MOON DOOR STOP TP	LOCKWOOD	SC	
LAS3007/1000/S	1	DOOR BOTTOM SWEEP SEAL 40W FACE MNT 1000 SIL	LORIENT	SIL	
LAS4011/1000/S	1	LOW PROFILE THRESHOLD PLATE 100W 1000 SIL	LORIENT	SIL	
<b>Door Notes:</b>	Builder is to make good door and frame to take new hardware specified.				
<b>Mark:</b>	D-03	<b>To/From Room:</b>	ROOM 2	<b>Level:</b>	<b>Building:</b>
<b>Door Type:</b>	EXISTING		<b>Frame Type:</b>	EXISTING	
AH130CAN	8	FAST FIX COMMERCIAL ALUMINIUM HINGE CAN	LOCKWOOD	CAN	
ES8100	2	ASSA ABLOY ES8100 V-LOCK, PTO/PTL, 11.4-28VDC, FULLY MONITORED	ASSA ABLOY	NONE	
148X600SSS	2	148 ENTRANCE HANDLES WITH 600MM CENTRES	LOCKWOOD	SSS	
2615DASIL	2	2615 SERIES CAM ACTION DOOR CLOSER SIZE 1-5 DELAYED	LOCKWOOD	SIL	
2616-104SIL	2	2616 SERIES ANGLED MOUNTING PLATE	LOCKWOOD	SIL	
2616-153	2	2616 SERIES OPENING DAMPER	LOCKWOOD		
LAS3007/1000/S	2	DOOR BOTTOM SWEEP SEAL 40W FACE MNT 1000 SIL	LORIENT	SIL	
LAS4011/2100/S	1	LOW PROFILE THRESHOLD PLATE 100W 2100 SIL	LORIENT	SIL	
<b>Door Notes:</b>	Activation unit to both sides be supplied by nominated security contractor. Builder is to make good door and frame to take new hardware specified.				

# Door Hardware Schedule

Project Name: BROOKTON RAILWAY STATION  
Schedule No: 92018

Item	Qty	Description	Brand	Finish
<b>Mark:</b> D-04	<b>To/From Room:</b>	ROOM 4	<b>Level:</b>	<b>Building:</b>
<b>Door Type:</b> EXISTING		<b>Frame Type:</b> EXISTING		
AH130CAN	8	FAST FIX COMMERCIAL ALUMINIUM HINGE CAN	LOCKWOOD	CAN
ES8100	2	ASSA ABLOY ES8100 V-LOCK, PTO/PTL, 11.4-28VDC, FULLY MONITORED	ASSA ABLOY	NONE
148X600SSS	2	148 ENTRANCE HANDLES WITH 600MM CENTRES	LOCKWOOD	SSS
2615DASIL	2	2615 SERIES CAM ACTION DOOR CLOSER SIZE 1-5 DELAYED	LOCKWOOD	SIL
2616-104SIL	2	2616 SERIES ANGLED MOUNTING PLATE	LOCKWOOD	SIL
2616-153	2	2616 SERIES OPENING DAMPER	LOCKWOOD	
LAS3007/1000/S	2	DOOR BOTTOM SWEEP SEAL 40W FACE MNT 1000 SIL	LORIENT	SIL
LAS4011/2100/S	1	LOW PROFILE THRESHOLD PLATE 100W 2100 SIL	LORIENT	SIL
<b>Door Notes:</b>	Activation unit to both sides be supplied by nominated security contractor. Builder is to make good door and frame to take new hardware specified.			
<b>Mark:</b> D-05	<b>To/From Room:</b>	ROOM 4	<b>Level:</b>	<b>Building:</b>
<b>Door Type:</b> EXISTING		<b>Frame Type:</b> EXISTING		
LW10075BBSSS	4	HINGES 100X75X2.5 BALL BEARING SSS PK=30	LOCKWOOD	SSS
3772VTSS	1	3772 - ANTI-VANDAL ESCAPE LOCK WITH TURN	LOCKWOOD	
570C4/VSC5KA	1	LOCKWOOD C4 570 AUSTRALIAN OVAL CYLINDER WITH V CAM 5KA	LOCKWOOD	SC
2801/166SC	1	2801 ROUND END PLATE WITH CYLINDER HOLE & 166 LEVER	LOCKWOOD	SC
2939/166SC	1	2939 ROUND END PLATE WITH DISABLED TURN & 166 LEVER	LOCKWOOD	SC
2615DASIL	1	2615 SERIES CAM ACTION DOOR CLOSER SIZE 1-5 DELAYED	LOCKWOOD	SIL
A290SC	1	A290 HALF MOON DOOR STOP TP	LOCKWOOD	SC
LAS3007/1000/S	1	DOOR BOTTOM SWEEP SEAL 40W FACE MNT 1000 SIL	LORIENT	SIL
LAS4011/1000/S	1	LOW PROFILE THRESHOLD PLATE 100W 1000 SIL	LORIENT	SIL
<b>Door Notes:</b>	Builder is to make good door and frame to take new hardware specified.			
<b>Mark:</b> D-06	<b>To/From Room:</b>	ROOM 4	<b>Level:</b>	<b>Building:</b>
<b>Door Type:</b> EXISTING		<b>Frame Type:</b> EXISTING		
LW10075BBSSS	4	HINGES 100X75X2.5 BALL BEARING SSS PK=30	LOCKWOOD	SSS
3772VTSS	1	3772 - ANTI-VANDAL ESCAPE LOCK WITH TURN	LOCKWOOD	
570C4/VSC5KA	1	LOCKWOOD C4 570 AUSTRALIAN OVAL CYLINDER WITH V CAM 5KA	LOCKWOOD	SC
2801/166SC	1	2801 ROUND END PLATE WITH CYLINDER HOLE & 166 LEVER	LOCKWOOD	SC
2939/166SC	1	2939 ROUND END PLATE WITH DISABLED TURN & 166 LEVER	LOCKWOOD	SC
2615DASIL	1	2615 SERIES CAM ACTION DOOR CLOSER SIZE 1-5 DELAYED	LOCKWOOD	SIL
A290SC	1	A290 HALF MOON DOOR STOP TP	LOCKWOOD	SC
LAS3007/1000/S	1	DOOR BOTTOM SWEEP SEAL 40W FACE MNT 1000 SIL	LORIENT	SIL
LAS4011/1000/S	1	LOW PROFILE THRESHOLD PLATE 100W 1000 SIL	LORIENT	SIL
<b>Door Notes:</b>	Builder is to make good door and frame to take new hardware specified.			

# Door Hardware Schedule

Project Name: BROOKTON RAILWAY STATION  
Schedule No: 92018

Item	Qty	Description	Brand	Finish
<b>Mark:</b> D-07	<b>To/From Room:</b>	ROOM 4	<b>Level:</b>	<b>Building:</b>
<b>Door Type:</b> EXISTING			<b>Frame Type:</b> EXISTING	
LW10075BBSSS	8	HINGES 100X75X2.5 BALL BEARING SSS PK=30	LOCKWOOD	SSS
3772VTSS	1	3772 - ANTI-VANDAL ESCAPE LOCK WITH TURN	LOCKWOOD	
570C4/VSC5KA	1	LOCKWOOD C4 570 AUSTRALIAN OVAL CYLINDER WITH V CAM 5KA	LOCKWOOD	SC
3772-RK32SS	1	3772 SERIES REBATE KIT- 32mm LIP STRIKE	LOCKWOOD	SS
2801/166SC	1	2801 ROUND END PLATE WITH CYLINDER HOLE & 166 LEVER	LOCKWOOD	SC
2939/166SC	1	2939 ROUND END PLATE WITH DISABLED TURN & 166 LEVER	LOCKWOOD	SC
2615DASIL	1	2615 SERIES CAM ACTION DOOR CLOSER SIZE 1-5 DELAYED	LOCKWOOD	SIL
791X230SC	1	VISIBLE FIX PANIC BOLT 230MM TP	LOCKWOOD	SC
791X450SC	1	VISIBLE FIX PANIC BOLT 450MM TP	LOCKWOOD	SC
A290SC	2	A290 HALF MOON DOOR STOP TP	LOCKWOOD	SC
LAS3007/1000/S	2	DOOR BOTTOM SWEEP SEAL 40W FACE MNT 1000 SIL	LORIENT	SIL
LAS4011/2100/S	1	LOW PROFILE THRESHOLD PLATE 100W 2100 SIL	LORIENT	SIL
<b>Door Notes:</b>	Builder is to make good door and frame to take new hardware specified.			
<b>Mark:</b> D-08	<b>To/From Room:</b>	ROOM 4	<b>Level:</b>	<b>Building:</b>
<b>Door Type:</b> ALUMINIUM			<b>Frame Type:</b> STEEL	
CBO	1	OPENING IS TO BE SUPPLIED COMPLETE WITH HARDWARE BY OTHERS	OTHER	N/A
<b>Mark:</b> D-09	<b>To/From Room:</b>	ROOM 5	<b>Level:</b>	<b>Building:</b>
<b>Door Type:</b> EXISTING			<b>Frame Type:</b> EXISTING	
LW10075BBSSS	4	HINGES 100X75X2.5 BALL BEARING SSS PK=30	LOCKWOOD	SSS
3772VTSS	1	3772 - ANTI-VANDAL ESCAPE LOCK WITH TURN	LOCKWOOD	
570C4/VSC5KA	1	LOCKWOOD C4 570 AUSTRALIAN OVAL CYLINDER WITH V CAM 5KA	LOCKWOOD	SC
2801/166SC	1	2801 ROUND END PLATE WITH CYLINDER HOLE & 166 LEVER	LOCKWOOD	SC
2939/166SC	1	2939 ROUND END PLATE WITH DISABLED TURN & 166 LEVER	LOCKWOOD	SC
2615DASIL	1	2615 SERIES CAM ACTION DOOR CLOSER SIZE 1-5 DELAYED	LOCKWOOD	SIL
A290SC	1	A290 HALF MOON DOOR STOP TP	LOCKWOOD	SC
LAS3007/1000/S	1	DOOR BOTTOM SWEEP SEAL 40W FACE MNT 1000 SIL	LORIENT	SIL
LAS4011/1000/S	1	LOW PROFILE THRESHOLD PLATE 100W 1000 SIL	LORIENT	SIL
<b>Door Notes:</b>	Builder is to make good door and frame to take new hardware specified.			
<b>Mark:</b> D-10	<b>To/From Room:</b>	ROOM 5	<b>Level:</b>	<b>Building:</b>
<b>Door Type:</b> ALUMINIUM			<b>Frame Type:</b> ALUMINIUM	
AH130CAN	4	FAST FIX COMMERCIAL ALUMINIUM HINGE CAN	LOCKWOOD	CAN
5784VVSS	1	5784 - Anti-vandal Lock with Internal Locking Cylinder	LOCKWOOD	
570C4/VSC5KA	2	LOCKWOOD C4 570 AUSTRALIAN OVAL CYLINDER WITH V CAM 5KA	LOCKWOOD	SC
5801/166SC	1	5801 ROUND END PLATE WITH CYLINDER HOLE & 166 LEVER	LOCKWOOD	SC
5901/166SC	1	5901 ROUND END PLATE WITH CYLINDER HOLE & 166 LEVER	LOCKWOOD	SC
724SRSIL	1	724 SERIES SIZE 2-4 CLOSER ADJUSTABLE BACKCHECK	LOCKWOOD	SIL
A350SC	1	A350 WALL MOUNTED DOOR STOP TP	LOCKWOOD	SC
LAS3007/1000/S	1	DOOR BOTTOM SWEEP SEAL 40W FACE MNT 1000 SIL	LORIENT	SIL
LAS4011/1000/S	1	LOW PROFILE THRESHOLD PLATE 100W 1000 SIL	LORIENT	SIL
<b>Door Notes:</b>	Ensure that lock stile will hold 30mm backset mortice lock.			

# Door Hardware Schedule

Project Name: BROOKTON RAILWAY STATION  
Schedule No: 92018

Item	Qty	Description	Brand	Finish
<b>Mark:</b> D-11		<b>To/From Room:</b> ROOM 6	<b>Level:</b>	<b>Building:</b>
<b>Door Type:</b> EXISTING		<b>Frame Type:</b> EXISTING		
LW10075BBSSS	4	HINGES 100X75X2.5 BALL BEARING SSS PK=30	LOCKWOOD	SSS
3772X-SS	1	3772 - KEY ENTRY ESCAPE LOCK	LOCKWOOD	
570C4/X7SC5KA	1	LOCKWOOD C4 570 AUSTRALIAN OVAL CYLINDER WITH X7 CAM 5KA	LOCKWOOD	SC
ES9100	1	LOCKWOOD ES9100 ELECTRIC STRIKE, 12-30VDC, PRELOAD, MONITORED, DOOR POSITION MONITORING ⚡	LOCKWOOD	BLK
2801/166SC	1	2801 ROUND END PLATE WITH CYLINDER HOLE & 166 LEVER	LOCKWOOD	SC
2905/166SC	1	2905 ROUND END PLATE WITH 166 LEVER	LOCKWOOD	SC
2615DASIL	1	2615 SERIES CAM ACTION DOOR CLOSER SIZE 1-5 DELAYED	LOCKWOOD	SIL
2616-104SIL	1	2616 SERIES ANGLED MOUNTING PLATE	LOCKWOOD	SIL
2616-153	1	2616 SERIES OPENING DAMPER	LOCKWOOD	
LAS3007/1000/S	1	DOOR BOTTOM SWEEP SEAL 40W FACE MNT 1000 SIL	LORIENT	SIL
LAS4011/1000/S	1	LOW PROFILE THRESHOLD PLATE 100W 1000 SIL	LORIENT	SIL
<b>Door Notes:</b>	Activation unit to be supplied by nominated security contractor. Builder is to make good door and frame to take new hardware specified.			
<b>Mark:</b> D-12		<b>To/From Room:</b> ROOM 6	<b>Level:</b>	<b>Building:</b>
<b>Door Type:</b> EXISTING		<b>Frame Type:</b> EXISTING		
LW10075BBSSS	4	HINGES 100X75X2.5 BALL BEARING SSS PK=30	LOCKWOOD	SSS
3772X-SS	1	3772 - KEY ENTRY ESCAPE LOCK	LOCKWOOD	
570C4/X7SC5KA	1	LOCKWOOD C4 570 AUSTRALIAN OVAL CYLINDER WITH X7 CAM 5KA	LOCKWOOD	SC
ES9100	1	LOCKWOOD ES9100 ELECTRIC STRIKE, 12-30VDC, PRELOAD, MONITORED, DOOR POSITION MONITORING ⚡	LOCKWOOD	BLK
2801/166SC	1	2801 ROUND END PLATE WITH CYLINDER HOLE & 166 LEVER	LOCKWOOD	SC
2905/166SC	1	2905 ROUND END PLATE WITH 166 LEVER	LOCKWOOD	SC
2615DASIL	1	2615 SERIES CAM ACTION DOOR CLOSER SIZE 1-5 DELAYED	LOCKWOOD	SIL
A290SC	1	A290 HALF MOON DOOR STOP TP	LOCKWOOD	SC
LAS3007/1000/S	1	DOOR BOTTOM SWEEP SEAL 40W FACE MNT 1000 SIL	LORIENT	SIL
LAS4011/1000/S	1	LOW PROFILE THRESHOLD PLATE 100W 1000 SIL	LORIENT	SIL
<b>Door Notes:</b>	Activation unit to be supplied by nominated security contractor. Builder is to make good door and frame to take new hardware specified.			

ASSA ABLOY is represented in all major regions, in both mature and emerging markets, with leading positions in Australia, Europe and North America.

As the world's leading lock group, ASSA ABLOY offers a more complete product range of door opening solutions than any other company in the market.




Openings Studio is a suite of BIM software tools for creating and visualising 3D doors, frames, and hardware objects for use in design, construction, and facility management. This program enables our consultants to write schedules with greater efficiency and contains built-in workflow tools for RFI's, change management, and collateral material.

Download Openings Studio  
Visit [assaabloy.com.au/openings](https://assaabloy.com.au/openings) to download a copy.

ASSA ABLOY Australia Pty Ltd  
235 Huntingdale Road  
Oakleigh, Victoria, 3166  
Australia  
ABN 90 086 541 907  
1300 LOCK UP (1300 562 587)  
[lockweb.com.au](https://lockweb.com.au)  
MELBOURNE FAX 1800 647 673  
BRISBANE FAX 1800 626 140

#### Disclaimer

Whilst every effort has been made to ensure that the information (including product images and drawings) contained in this documentation is accurate at the time of print, ASSA ABLOY Australia Pty Limited ("ASSA ABLOY") recommends that you consult ASSA ABLOY or its agents prior to placing an order to ascertain current information on specific products, as ASSA ABLOY reserves the right to make changes without notice. ASSA ABLOY will not be liable for any injury, loss or damage whatsoever, arising from any errors or omissions in the information contained in the documentation or arising from the use or application of the information contained herein. © 2024 copyright by ASSA ABLOY All rights reserved



## Cover Letter | Hardware Image Summary

01/05/2024 12:46 PM

**Project Name:** BROOKTON RAILWAY STATION

**Project ID:** 92018 (01-05-2024)

**Revision Note:**

**Project Address:** . BROOKTON WA 6306

**Keying System:** Lockwood C4 Keyed Alike

**Architect Company:** Stephen Carrick Architects

**Architect Project ID:**

**Consultant:** Paul Torretti

**This schedule is based on the following documentation.**

**Project Comments:** This door hardware schedule should be considered PRELIMINARY until; Door Numbering, Door and Frame Constructions, Door Swings and Hardware/Locking requirements are confirmed by Architect/Client/Builder.

Keying System, C4 Non Restricted  
Allowance has been made for Non Restricted Keyed Alike Cylinders And Locksets.

Door Seals, Scheduled  
Door seals have been specified as a guide to their location and function only. The Hardware Distributor should confirm seal compatibility (with specified meeting stile, aluminium doors, etc.) and the lengths required.

Hinge Confirmation, Stainless Steel  
All Lockwood stainless steel hinges specified in this schedule are manufactured from 304 Grade stainless steel.

Mortice Lock Install, Timber Lock Stile  
60mm backset mortice locks have been specified to timber glazed doors. The lock stile on these doors should be at least 110mm minimum.

Errors and omissions excepted (E&OE) - every effort has been made to ensure the accuracy of the information supplied within this specification. Prior to placement of an order with the hardware manufacturer, this hardware schedule must be checked, by the hardware supplier, against final floor plans to confirm door handing and any changes made after the issue date of this specification.

Windows,  
Window hardware to be supplied by window manufacturer.

Midrail  
Ensure midrail height is 150mm.

Existing Openings  
Builder is to make good door and frame to take new hardware specified.

Spence Doors, an ASSA ABLOY group company, can provide a full compliant solution for rated and non-rated door and frame requirements excluding aluminium solutions.

ASSA ABLOY Hardware specified within this project is compatible with applicable Spence door applications (at time of production of this documentation).

For questions concerning details of the Spence doors and frames, their specifications, and their utilisation, please contact Spence Doors [projectenquiry.spencedoors@assaabloy.com](mailto:projectenquiry.spencedoors@assaabloy.com). Alternatively visit [www.spencedoors.com.au](http://www.spencedoors.com.au).



# Hardware Image Summary

Project Name: BROOKTON RAILWAY STATION  
Schedule No: 92018





**ASSA ABLOY**  
Opening Solutions

Experience a safer  
and more open world

# Hardware Image Summary

Project Name: BROOKTON RAILWAY STATION  
Schedule No: 92018

Experience a safer  
and more open world

Brand	Item	Description	Finish
LOCKWOOD	AH130CAN	FAST FIX COMMERCIAL ALUMINIUM HINGE CAN	CAN
			
LOCKWOOD	LW10075BBSSS	HINGES 100X75X2.5 BALL BEARING SSS PK=30	SSS
			
LOCKWOOD	3772V-SS	3772 - ANTI-VANDAL ESCAPE LOCK	
			
LOCKWOOD	3772VTSS	3772 - ANTI-VANDAL ESCAPE LOCK WITH TURN	
			
LOCKWOOD	3772X-SS	3772 - KEY ENTRY ESCAPE LOCK	
			
LOCKWOOD	5784VVSS	5784 - Anti-vandal Lock with Internal Locking Cylinder	
			
ASSA ABLOY	ES8100	ASSA ABLOY ES8100 V-LOCK, PTO/PTL, 11.4-28VDC, FULLY MONITORED	NONE
			
OTHER	MIB/DPV2 SC	ASTRA INDICATOR BOLT	SC
LOCKWOOD	570C4/VSC5KA	LOCKWOOD C4 570 AUSTRALIAN OVAL CYLINDER WITH V CAM 5KA	SC
			
LOCKWOOD	570C4/X7SC5KA	LOCKWOOD C4 570 AUSTRALIAN OVAL CYLINDER WITH X7 CAM 5KA	SC
			
LOCKWOOD	3772-RK32SS	3772 SERIES REBATE KIT- 32mm LIP STRIKE	SS

# Hardware Image Summary









**ASSA ABLOY**

Opening Solutions

Experience a safer  
and more open world

Project Name: BROOKTON RAILWAY STATION

Schedule No: 92018

Brand	Item	Description	Finish
			
LOCKWOOD	ES9100	LOCKWOOD ES9100 ELECTRIC STRIKE, 12-30VDC, PRELOAD, MONITORED, DOOR POSITION MONITORING	BLK
LOCKWOOD	148X600SSS	148 ENTRANCE HANDLES WITH 600MM CENTRES	SSS
			
LOCKWOOD	2801/166SC	2801 ROUND END PLATE WITH CYLINDER HOLE & 166 LEVER	SC
			
LOCKWOOD	2905/166SC	2905 ROUND END PLATE WITH 166 LEVER	SC
LOCKWOOD	2939/166SC	2939 ROUND END PLATE WITH DISABLED TURN & 166 LEVER	SC
			
LOCKWOOD	5801/166SC	5801 ROUND END PLATE WITH CYLINDER HOLE & 166 LEVER	SC
LOCKWOOD	5901/166SC	5901 ROUND END PLATE WITH CYLINDER HOLE & 166 LEVER	SC
LOCKWOOD	2615DASIL	2615 SERIES CAM ACTION DOOR CLOSER SIZE 1-5 DELAYED	SIL
			
LOCKWOOD	2616-104SIL	2616 SERIES ANGLED MOUNTING PLATE	SIL
			
LOCKWOOD	2616-153	2616 SERIES OPENING DAMPER	
			
LOCKWOOD	724SRSIL	724 SERIES SIZE 2-4 CLOSER ADJUSTABLE BACKCHECK	SIL
			
LOCKWOOD	791X230SC	VISIBLE FIX PANIC BOLT 230MM TP	SC




# Hardware Image Summary

**ASSA ABLOY**

Opening Solutions

Experience a safer  
and more open world

Project Name: BROOKTON RAILWAY STATION  
Schedule No: 92018

Brand	Item	Description	Finish
			
LOCKWOOD	791X450SC	VISIBLE FIX PANIC BOLT 450MM TP	SC
			
LOCKWOOD	A290SC	A290 HALF MOON DOOR STOP TP	SC
			
LOCKWOOD	A350SC	A350 WALL MOUNTED DOOR STOP TP	SC
			
LORIENT	LAS3007/1000/S	DOOR BOTTOM SWEEP SEAL 40W FACE MNT 1000 SIL	SIL
			
LORIENT	LAS4011/1000/S	LOW PROFILE THRESHOLD PLATE 100W 1000 SIL	SIL
LORIENT	LAS4011/2100/S	LOW PROFILE THRESHOLD PLATE 100W 2100 SIL	SIL
OTHER	CBO	OPENING IS TO BE SUPPLIED COMPLETE WITH HARDWARE BY OTHERS	N/A

Project Name: BROOKTON RAILWAY STATION  
Schedule No: 92018

## ENVIRONMENTAL PRODUCT DECLARATION as per ISO 14025 and EN 15804

Owner of the Declaration	ASSA ABLOY Australia Pty Ltd
Programme holder	Institute Bauen und Umwelt e.V. (IBU)
Publisher	Institute Bauen und Umwelt e.V. (IBU)
Declaration number	EPD-ASA-20160082-IBA1-EN
Issue date	27.04.2016
Valid to	26.04.2021



### ASSA ABLOY Australia Pty Ltd Single-point locks - Lockwood 3772SS Commercial Mortice Lock

For more information please visit [www.lockweb.com.au](http://www.lockweb.com.au)

## ENVIRONMENTAL PRODUCT DECLARATION as per ISO 14025 and EN 15804

Owner of the Declaration	ASSA ABLOY Australia Pty Ltd
Programme holder	Institute Bauen und Umwelt e.V. (IBU)
Publisher	Institute Bauen und Umwelt e.V. (IBU)
Declaration number	EPD-ASA-20140209-IBC1-EN
Issue date	13.02.2015
Valid to	12.02.2020



### ASSA ABLOY Australia Pty Ltd Lockwood DC 2615

For more information please visit [www.lockweb.com.au](http://www.lockweb.com.au)



ASSA ABLOY is represented in all major regions, in both mature and emerging markets, with leading positions in Australia, Europe and North America.

As the world's leading lock group, ASSA ABLOY offers a more complete product range of door opening solutions than any other company in the market.



Openings Studio is a suite of BIM software tools for creating and visualising 3D doors, frames, and hardware objects for use in design, construction, and facility management. This program enables our consultants to write schedules with greater efficiency and contains built-in workflow tools for RFI's, change management, and collateral material.

Download Openings Studio  
Visit [assaabloy.com.au/openings](https://assaabloy.com.au/openings) to download a copy.

ASSA ABLOY Australia Pty Ltd  
235 Huntingdale Road  
Oakleigh, Victoria, 3166  
Australia  
ABN 90 086 541 907

1300 LOCK UP (1300 562 587)  
[lockweb.com.au](https://lockweb.com.au)

MELBOURNE FAX 1800 647 673  
BRISBANE FAX 1800 626 140

#### Disclaimer

Whilst every effort has been made to ensure that the information (including product images and drawings) contained in this documentation is accurate at the time of print, ASSA ABLOY Australia Pty Limited ("ASSA ABLOY") recommends that you consult ASSA ABLOY or its agents prior to placing an order to ascertain current information on specific products, as ASSA ABLOY reserves the right to make changes without notice. ASSA ABLOY will not be liable for any injury, loss or damage whatsoever, arising from any errors or omissions in the information contained in the documentation or arising from the use or application of the information contained herein. © 2024 copyright by ASSA ABLOY All rights reserved